



LIP VOLUMIZER & BOOSTER | 6 IN 1



Skin Scan & Personal Routine Guide



Soft Pulse Instant Lip Volumizing



Ultra-Volume Technology



Natural Lip Color Revitalizing



Targeted Lip Volumizer



Broad Lip Volumizer

Included Attachments
Targeted Lip
Broad Lip



Create your personal Skincare Routine

and Download our GESKE App



GESKE Beauty Tech GmbH
Leipziger Platz 18
10117 Berlin Germany
info@geske.com, www.geske.com



GOOD TO KNOW

TIP 01


Your device comes with two different attachments. Use the larger one for overall volumizing and the smaller one for targeted volumizing.


TIP 02

Ensure your lips are well moisturized before placing the device on them. For the best results, hold the vacuum seal between your lip and the device for 30 seconds.


TIP 03

Clean your device with our Organic Device Cleanser after every use.

 **3 Suction Modes**
Instant Volume

 **On/Off**
Press for 1-2 Seconds



 **Deeper Color**
Vibrant Lips

MASTER THE FIRST STEPS

Meet the SmartAppGuided™ Lip Volumizer & Booster | 6 in 1, your latest beauty companion that will give you fuller lips in an instant with two different attachments for targeted and overall lip volumizing.



FULL LIP VOLUMIZING

PREPARE

Apply a GESKE moisturizer on and around your lips.

POWER ON

Turn on the Soft Pulse Instant Lip Volumizing function by pressing the power button for 2 seconds. Once turned on, adjust the AirPulse Suction to the desired intensity by using the plus and minus buttons.

VOLUMIZE

Using the large attachment, start the session by placing the opening of the device over your lips. Allow your lips to relax, while creating a seal between the device and your lips. Leave the device on your lips for 30 seconds. Repeat these 30 second increments as desired, but not exceeding 2 minutes.

FINISH

Turn the device off by holding the power button for 2 seconds and rinse the device with water to clean. Clean your device with a GESKE Device Cleanser after every usage.

Create your personal Skincare Routine

and Download our GESKE App



Advanced App



Video Guided



AI Powered Skin Scan



Expert Tips



Personal Guide



In App Rewards



IMPORTANT SAFETY INFORMATION. READ BEFORE USE.

Read the safety information before first use. Keep both instructions for use.

Your product at a glance

Your product is a multi-functional lip plumper. It is safe to be used up to 2 times a day, please do not use more frequently. For maximal safety and ideal results, always follow your personalized Skincare Routine created by the GESKE App.

Notes on Use

Before using the device for the first time, this Safety Information and the Product Manual must be read in their entirety. Please make sure to save a copy of both as they contain important information on safe use as well as on technical and legal information requirements. The device is a skincare product for adults and not a medical device or a product with medical or other healing properties. Use of the device should always include observance of the personalized application recommendations from the GESKE Beauty App. The device is rechargeable and allows for convenient and wireless operation. It must be fully charged before the first use. All you need is the included USB charging cable. The initial charge can take up to eight hours. The cable must dock with both magnetic contacts on the device's designated metal contact points. If the charging cable does not attach by itself, connect it to the power and wait. This reactivates the magnetic effect and the contacts connect automatically. Make sure that the magnetic contacts only connect to the contact points of the device and not to other metallic surfaces.

Specifications

Materials: ABS, silicone | Storage temperature: -5 - +60 °C/23-140 °F | Battery: Li-Ion 3.7V | Battery Capacity: 380 mAh | Maximum Charging Current: 320 mA | Charging Voltage: 5V | Charging Time: approx. 2.5 hours | Operating time differs depending on activated technologies & intensities. | Interface: USB | Programs: 3 Suction Modes with different suction and pause times

The product is not suitable for use under the following conditions:

After laser treatment or chemical peeling, and after facial surgery, both cosmetically and medically indicated.

In the following cases, a consultation with a physician is necessary as to whether the product is suitable for you to use:

If you have lip fillers or implants.

Further information on use:

Start with the lowest intensity and slowly increase as needed. Never use the suction function in the same place for a longer period of time to avoid skin irritation, swelling or slight bruising. Do not use the product on irritated or injured lips or open wounds (after any kind of injury), in the case of bacterial or viral infections of the skin (either in the lip area and elsewhere). Do not use the product if it is 1) untypically warm, 2) mechanically damaged or deformed, 3) discolored. If pain and/or discomfort occurs during use, discontinue use and seek medical advice. Only use the product as recommended in your personalized routine. For hygiene reasons, we recommend you do not share your product with anyone else. The product is intended for cosmetic use on the lips. GESKE assumes no liability for harmful consequences arising from the use on other body areas or other improper use. Always make sure the plug and socket are completely dry before charging. Otherwise, electric shocks, a short circuit or fire may result. The product must not be used while connected to the power outlet.

Warnings

Risk of injury if used incorrectly!

Only use the product as described in the Quick Start Guide and video instructions. If you still have questions, please contact our customer support at support@geske.com.

Risk of injury due to fire/ignition!

Do not extinguish the product with water. Do not throw the product into fire.

Risk of injury due to defective batteries!

Improper handling of batteries can cause an uncontrolled exothermic reaction. In such a case, dispose off the entire product immediately and properly.

Risk of injury to children!

Keep the product out of the reach of children.

Risk of injury from electric shock!

Liquid can damage the charging circuit and endanger your health. Disconnect the product from the charging cable/circuit while cleaning.

Risk of damage from magnetic fields!

Magnetic fields can affect the mechanical and electronic components such as pacemakers, for example. Do not use the product directly over a pacemaker. Contact your treating physician for more information. Do not place cards with magnetic strips (e.g. credit cards) near the product, as the product's magnets may damage these.

Risk of damage due to changing surrounding temperatures!

Changing surrounding temperatures (e.g. after transport) may lead to the formation of condensation. In this case, do not operate the product until it has adjusted to the new surrounding temperature. Never expose your product to direct sunlight, extreme heat or boiling water.

Safe use up to a surrounding temperature of 50 °C/122 °F.

Risk of damage from charging too long!

Disconnect the charging cable from the circuit after each charging process.

Safe charging up to a surrounding temperature of 45 °C/113 °F.



Information on device disposal and WEEE. This electrical appliance was first released after August 13, 2005. In accordance with the European WEEE Directive and national regulations, the electrical appliances and electronic parts included in this delivery must not be disposed off via your household waste. At the end of the product life, they must be disposed off at a municipal collection point in order to ensure environmentally friendly disposal.

Notes on batteries / rechargeable batteries

In the context of distributing batteries and rechargeable batteries, in accordance with European regulations we are obliged to inform you, the consumer, of the following: You are legally obliged to return batteries and rechargeable batteries. After use, you can return them to us, take them to a municipal collection point, or deliver them to a local dealer free of charge. Batteries and rechargeable batteries are labelled as follows:



These symbols mean that the batteries and rechargeable batteries cannot be disposed off by you, the consumer, via household waste. Batteries and rechargeable batteries containing harmful substances are labelled with one of these symbols. The symbol consists of a crossed-out wheeled bin and the chemical symbol of the heavy metal which constitutes the main pollutant. In detail, the aforementioned symbols mean:

Pb = battery contains lead, Cd = battery contains cadmium, Hg = battery contains mercury

Notes on lithium batteries/rechargeable batteries

You can recognise lithium batteries and lithium rechargeable batteries through the chemical symbol 'Li'. In addition to the information provided above, we would also like to point out the following: When disposing off lithium batteries or rechargeable batteries, either by returning them to us, taking them to a municipal collection point or handing them in to local retailers or public waste disposal companies, please ensure that they are completely discharged. We also request that you cover the contact surfaces on the battery marked '+', '-' and '↔' with adhesive tape to avoid the risk of fire.



GESKE Beauty Tech GmbH, Leipziger Platz 18, 10117 Berlin hereby declares that all electronic devices conform with the relevant conditions of the applicable European Directives 2014/30/EU and 2011/65/EU.

Limitation of liability

GESKE Beauty Tech GmbH and/or their retailers are liable for damages caused by intentional or grossly negligent behaviour of GESKE Beauty Tech GmbH, a representative or vicarious agent, in accordance with legal directives. With the exception of injury to life, limb or health, and breach of essential contractual obligations (cardinal obligations), GESKE Beauty Tech GmbH and/or their retailers are only liable for damages which can be attributed to intentional or grossly negligent behaviour. This also applies to indirect damages, in particular lost profits. Moreover, liability with regard to consumers due to an assumed guarantee, except in the case of intentional or grossly negligent behaviour, or where there is an injury to life, limb or health and a breach of essential contractual obligations (cardinal obligations) is limited to the typical, foreseeable damages on conclusion of the contract, and also to the level of the average damages typical for this contract. This also applies to indirect damages, in particular lost profits. With regard to companies, except in the case of injury to life, limb and health or intentional or grossly negligent behaviour by GESKE Beauty Tech GmbH, and/or its retailers liability is limited to the typical, foreseeable damages on conclusion of the contract, and also to the level of the average damages typical for this contract. This also applies to indirect damages, in particular lost profits. No liability will be accepted for damages due to: Non-compliance with this manual/Improper use/Unauthorised alterations/ Technical modifications/Use of unapproved spare parts/Use of unapproved accessories Claims for liability due to the German product liability legislation remain unaffected.